




















































# 57.ŠALAMUNOV MEMORIAL 2026 RESULT BOOK

10.06.2026. - 13.06.2026.

# MAG INTERNATIONAL COMPETITION

Rank	Name	Club	Country							Total
1	<b>Slavko Bielen</b>	Croatian Gymnastics Federation	 CRO	Final 12.300 D 3.8 P 0.0 E 8.400 S 0.1	Final 10.900 D 1.9 P 0.0 E 9.000	Final 10.600 D 2.1 P 0.3 E 8.800 S 0.0	Final 11.950 D 2.8 P 0.0 E 9.050 S 0.1	Final 11.850 D 2.9 P 0.0 E 8.950 S 0.0	Final 10.800 D 2.2 P 0.0 E 8.600 S 0.0	<b>68.400</b>
2	<b>Adrian Adamček</b>	Croatian Gymnastics Federation	 CRO	Final 11.350 D 3.0 P 0.3 E 8.550 S 0.1	Final 10.700 D 2.1 P 0.0 E 8.600	Final 10.850 D 2.3 P 0.3 E 8.850 S 0.0	Final 11.900 D 2.8 P 0.0 E 9.100 S 0.0	Final 12.200 D 3.6 P 0.0 E 8.500 S 0.1	Final 11.050 D 2.4 P 0.0 E 8.650 S 0.0	<b>68.050</b>
3	<b>Aleksandr Panchenko</b>	Gimnastički klub Salto Zadar	 CRO	Final 11.100 D 2.7 P 0.3 E 8.700 S 0.0	Final 10.900 D 1.9 P 0.0 E 9.000	Final 10.300 D 1.8 P 0.3 E 8.800 S 0.0	Final 10.450 D 1.2 P 0.0 E 9.250 S 0.0	Final 11.500 D 2.2 P 0.0 E 9.300 S 0.0	Final 9.450 D 2.0 P 0.0 E 7.450 S 0.0	<b>63.700</b>
4	<b>Jan Celestin Koić</b>	Croatian Gymnastics Federation	 CRO	Final 10.950 D 2.8 P 0.3 E 8.450 S 0.0	Final 10.250 D 1.3 P 0.0 E 8.950	Final 9.900 D 2.2 P 0.3 E 8.000 S 0.0	Final 10.050 D 1.2 P 0.0 E 8.850 S 0.0	Final 11.300 D 2.5 P 0.0 E 8.800 S 0.0	Final 11.100 D 2.1 P 0.0 E 9.000 S 0.0	<b>63.550</b>
5	<b>Dominykas Burinskas</b>	Kauno sporto mokykla "Startas"	 LTU	Final 10.600 D 2.9 P 0.3 E 8.000 S 0.0	Final 10.400 D 2.3 P 0.0 E 8.100	Final 10.750 D 2.0 P 0.3 E 9.050 S 0.0	Final 10.550 D 1.6 P 0.0 E 8.950 S 0.0	Final 11.300 D 2.8 P 0.0 E 8.500 S 0.0	Final 9.900 D 1.4 P 0.0 E 8.500 S 0.0	<b>63.500</b>
6	<b>Maximilian Alexanov</b>	Tirol-Jöö's	 AUT	Final 10.550 D 2.2 P 0.3 E 8.650 S 0.0	Final 11.000 D 1.9 P 0.0 E 9.100	Final 10.300 D 1.8 P 0.3 E 8.800 S 0.0	Final 10.200 D 1.2 P 0.0 E 9.000 S 0.0	Final 11.000 D 2.1 P 0.0 E 8.900 S 0.0	Final 10.100 D 1.9 P 0.0 E 8.200 S 0.0	<b>63.150</b>
7	<b>Nikita Shaverniev</b>	KS Evo Gim Katowice	 POL	Final 10.950 D 2.9 P 0.3 E 8.350 S 0.0	Final 9.700 D 2.0 P 0.0 E 7.700	Final 10.300 D 2.1 P 0.3 E 8.500 S 0.0	Final 10.650 D 2.0 P 0.0 E 8.650 S 0.0	Final 10.900 D 2.3 P 0.0 E 8.600 S 0.0	Final 10.250 D 1.8 P 0.0 E 8.450 S 0.0	<b>62.750</b>
8	<b>Mark Horvat</b>	Croatian Gymnastics Federation	 CRO	Final 10.850 D 3.0 P 0.3 E 8.150 S 0.0	Final 9.150 D 1.4 P 0.0 E 7.750	Final 10.150 D 1.9 P 0.3 E 8.550 S 0.0	Final 10.500 D 1.2 P 0.0 E 9.300 S 0.0	Final 10.650 D 2.3 P 0.0 E 8.350 S 0.0	Final 10.450 D 1.8 P 0.0 E 8.650 S 0.0	<b>61.750</b>
9	<b>Tim Oucherif</b>	Turnsport Oberösterreich	 AUT	Final 10.000 D 2.2 P 0.3 E 8.100 S 0.0	Final 10.450 D 2.0 P 0.0 E 8.450	Final 10.300 D 1.7 P 0.3 E 8.900 S 0.0	Final 10.600 D 1.2 P 0.0 E 9.400 S 0.0	Final 11.150 D 2.1 P 0.0 E 9.050 S 0.0	Final 8.950 D 1.8 P 0.0 E 7.150 S 0.0	<b>61.450</b>
10	<b>Mael Črešnar</b>	Gimnastična zveza Slovenije	 SLO	Final 10.050 D 2.2 P 0.3 E 8.150 S 0.0	Final 9.800 D 1.1 P 0.0 E 8.700	Final 10.100 D 1.9 P 0.3 E 8.500 S 0.0	Final 10.350 D 1.2 P 0.0 E 9.150 S 0.0	Final 10.450 D 1.8 P 0.0 E 8.650 S 0.0	Final 10.500 D 1.8 P 0.0 E 8.700 S 0.0	<b>61.250</b>
11	<b>Daniel Blazi</b>	Zagrebački gimnastički savez	 CRO	Final 11.250 D 2.8 P 0.3 E 8.750 S 0.0	Final 9.400 D 1.3 P 0.0 E 8.100	Final 9.750 D 1.7 P 0.3 E 8.350 S 0.0	Final 10.450 D 1.2 P 0.0 E 9.250 S 0.0	Final 10.450 D 1.2 P 0.0 E 9.250 S 0.0	Final 9.650 D 1.2 P 0.0 E 8.450 S 0.0	<b>60.950</b>
12	<b>Richard Séleš</b>	Moving stars Bratislava Slovakia	 SVK	Final 9.750 D 2.1 P 0.3 E 7.950 S 0.0	Final 9.800 D 1.3 P 0.0 E 8.500	Final 10.200 D 1.8 P 0.3 E 8.700 S 0.0	Final 9.950 D 1.2 P 0.0 E 8.750 S 0.0	Final 10.900 D 2.2 P 0.0 E 8.700 S 0.0	Final 10.300 D 1.8 P 0.0 E 8.500 S 0.0	<b>60.900</b>
13	<b>Amias Ositadinma Fauck</b>	Tirol-Jöö's	 AUT	Final 9.300 D 2.1 P 0.3 E 7.500 S 0.0	Final 10.500 D 1.3 P 0.0 E 9.200	Final 10.300 D 1.9 P 0.3 E 8.700 S 0.0	Final 10.550 D 1.2 P 0.0 E 9.350 S 0.0	Final 10.550 D 2.1 P 0.0 E 8.450 S 0.0	Final 9.650 D 1.6 P 0.0 E 8.050 S 0.0	<b>60.850</b>

Rank	Name	Club	Country							Total
14	Piotr Sadza	Nyskie Towarzystwo Gimnastyczne	 POL	Final 10.400 D 2.0 P 0.3 E 8.700 S 0.0	Final 9.450 D 1.3 P 0.0 E 8.150	Final 9.900 D 1.7 P 0.3 E 8.500 S 0.0	Final 10.150 D 1.2 P 0.0 E 8.950 S 0.0	Final 10.400 D 1.5 P 0.0 E 8.900 S 0.0	Final 9.850 D 1.9 P 0.0 E 7.950 S 0.0	<b>60.150</b>
15	Ignacy Lisowski	Nyskie Towarzystwo Gimnastyczne	 POL	Final 10.750 D 2.4 P 0.3 E 8.650 S 0.0	Final 9.700 D 1.3 P 0.0 E 8.400	Final 9.950 D 1.7 P 0.3 E 8.550 S 0.0	Final 10.650 D 1.2 P 0.0 E 9.450 S 0.0	Final 10.500 D 1.5 P 0.0 E 9.000 S 0.0	Final 8.350 D 1.8 P 0.0 E 6.550 S 0.0	<b>59.900</b>
15	Roko Jakelić	Zagrebački gimnastički savez	 CRO	Final 10.850 D 2.7 P 0.3 E 8.450 S 0.0	Final 9.350 D 1.3 P 0.0 E 8.050	Final 10.200 D 2.0 P 0.3 E 8.500 S 0.0	Final 10.650 D 1.2 P 0.0 E 9.450 S 0.0	Final 10.650 D 2.3 P 0.0 E 8.350 S 0.0	Final 8.200 D 1.1 P 0.0 E 7.100 S 0.0	<b>59.900</b>
17	Oliwier Worek	Nyskie Towarzystwo Gimnastyczne	 POL	Final 9.750 D 2.5 P 0.3 E 7.550 S 0.0	Final 9.350 D 1.3 P 0.0 E 8.050	Final 10.350 D 1.7 P 0.3 E 8.950 S 0.0	Final 10.300 D 1.2 P 0.0 E 9.100 S 0.0	Final 9.300 D 1.5 P 0.0 E 7.800 S 0.0	Final 10.250 D 1.9 P 0.0 E 8.350 S 0.0	<b>59.300</b>
18	Rok Pribilović	Zagrebački gimnastički savez	 CRO	Final 10.000 D 2.1 P 0.3 E 8.200 S 0.0	Final 8.600 D 1.3 P 0.0 E 7.300	Final 9.900 D 1.9 P 0.3 E 8.300 S 0.0	Final 10.200 D 1.2 P 0.0 E 9.000 S 0.0	Final 10.350 D 2.3 P 0.0 E 8.050 S 0.0	Final 9.500 D 1.4 P 0.0 E 8.100 S 0.0	<b>58.550</b>
19	Filip Bedenik	Croatian Gymnastics Federation	 CRO	Final 11.000 D 2.8 P 0.3 E 8.500 S 0.0	Final 9.050 D 1.3 P 0.0 E 7.750	Final 10.000 D 1.8 P 0.3 E 8.500 S 0.0	Final 10.550 D 1.2 P 0.0 E 9.350 S 0.0	Final 9.350 D 1.2 P 0.0 E 8.150 S 0.0	Final 8.350 D 1.1 P 0.0 E 7.250 S 0.0	<b>58.300</b>
20	Jason Gersthofer	Tirol-Jöö's	 AUT	Final 10.050 D 2.0 P 0.3 E 8.350 S 0.0	Final 10.150 D 1.3 P 0.0 E 8.850	Final 9.250 D 1.8 P 0.3 E 7.750 S 0.0	Final 10.250 D 1.2 P 0.0 E 9.050 S 0.0	Final 9.500 D 2.1 P 0.0 E 7.400 S 0.0	Final 8.500 D 0.9 P 0.0 E 7.600 S 0.0	<b>57.700</b>
21	Leon Przybyszewski	Nyskie Towarzystwo Gimnastyczne	 POL	Final 9.200 D 1.9 P 0.3 E 7.600 S 0.0	Final 9.050 D 1.3 P 0.0 E 7.750	Final 9.750 D 1.7 P 0.3 E 8.350 S 0.0	Final 10.200 D 1.2 P 0.0 E 9.000 S 0.0	Final 9.900 D 1.2 P 0.0 E 8.700 S 0.0	Final 8.650 D 0.6 P 0.0 E 8.050 S 0.0	<b>56.750</b>
22	Gal Krajnc	Gimnastična zveza Slovenije	 SLO	Final 10.250 D 2.0 P 0.3 E 8.550 S 0.0	Final 6.150 D 0.8 P 4.0 E 9.350	Final 10.200 D 1.8 P 0.3 E 8.700 S 0.0	Final 10.500 D 1.2 P 0.0 E 9.300 S 0.0	Final 10.500 D 1.3 P 0.0 E 9.200 S 0.0	Final 8.900 D 0.7 P 0.0 E 8.200 S 0.0	<b>56.500</b>
23	Ivan Bobetko	Zagrebački gimnastički savez	 CRO	Final 9.750 D 2.1 P 0.3 E 7.950 S 0.0	Final 9.450 D 1.3 P 0.0 E 8.150	Final 9.950 D 1.9 P 0.3 E 8.350 S 0.0	Final 10.050 D 1.2 P 0.0 E 8.850 S 0.0	Final 9.650 D 1.8 P 0.0 E 7.850 S 0.0	Final 7.600 D 0.9 P 2.0 E 8.700 S 0.0	<b>56.450</b>
24	Antonii Przybyszewski	Nyskie Towarzystwo Gimnastyczne	 POL	Final 9.700 D 2.1 P 0.3 E 7.900 S 0.0	Final 8.400 D 1.3 P 0.0 E 7.100	Final 10.000 D 1.7 P 0.3 E 8.600 S 0.0	Final 9.950 D 1.2 P 0.0 E 8.750 S 0.0	Final 9.800 D 1.2 P 0.0 E 8.600 S 0.0	Final 8.550 D 0.5 P 0.0 E 8.050 S 0.0	<b>56.400</b>
25	Oliver Mohr	Tirol-Jöö's	 AUT	Final 9.250 D 2.0 P 0.3 E 7.550 S 0.0	Final 8.950 D 1.6 P 0.0 E 7.350	Final 9.150 D 1.8 P 0.3 E 7.650 S 0.0	Final 10.700 D 1.2 P 0.0 E 9.500 S 0.0	Final 9.550 D 1.7 P 0.0 E 7.850 S 0.0	Final 8.700 D 0.7 P 0.0 E 8.000 S 0.0	<b>56.300</b>
26	Wojciech Kowalczyk	Nyskie Towarzystwo Gimnastyczne	 POL	Final 9.600 D 2.1 P 0.3 E 7.800 S 0.0	Final 8.650 D 1.3 P 0.0 E 7.350	Final 9.600 D 1.7 P 0.3 E 8.200 S 0.0	Final 10.300 D 1.2 P 0.0 E 9.100 S 0.0	Final 9.150 D 1.2 P 0.0 E 7.950 S 0.0	Final 8.750 D 0.5 P 0.0 E 8.250 S 0.0	<b>56.050</b>

Rank	Name	Club	Country							Total
27	<b>Pavao Tonai</b>	Zagrebački gimnastički savez	 CRO	Final 9.800 D 2.2 P 0.3 E 7.900 S 0.0	Final 8.700 D 1.3 P 0.0 E 7.400	Final 9.450 D 1.8 P 0.3 E 7.950 S 0.0	Final 9.700 D 1.2 P 0.0 E 8.500 S 0.0	Final 10.350 D 2.2 P 0.0 E 8.150 S 0.0	Final 7.500 D 0.9 P 2.0 E 8.600 S 0.0	<b>55.500</b>
28	<b>Bine Helbl</b>	Gimnastična zveza Slovenije	 SLO	Final 9.450 D 2.0 P 0.3 E 7.750 S 0.0	Final 6.350 D 0.8 P 4.0 E 9.550	Final 9.100 D 1.6 P 0.3 E 7.800 S 0.0	Final 10.400 D 1.2 P 0.0 E 9.200 S 0.0	Final 10.450 D 1.7 P 0.0 E 8.750 S 0.0	Final 9.250 D 0.7 P 0.0 E 8.550 S 0.0	<b>55.000</b>
28	<b>Filip Korzeniowski</b>	Nyskie Towarzystwo Gimnastyczne	 POL	Final 9.200 D 2.0 P 0.3 E 7.500 S 0.0	Final 8.650 D 1.3 P 0.0 E 7.350	Final 8.750 D 1.7 P 0.3 E 7.350 S 0.0	Final 10.450 D 1.2 P 0.0 E 9.250 S 0.0	Final 9.350 D 1.2 P 0.0 E 8.150 S 0.0	Final 8.600 D 0.6 P 0.0 E 8.000 S 0.0	<b>55.000</b>
30	<b>Alexander Pferzinger</b>	Allgemeiner Turnverein Graz	 AUT	Final 8.800 D 1.8 P 0.3 E 7.300 S 0.0	Final 9.050 D 0.8 P 0.0 E 8.250	Final 9.200 D 1.7 P 0.3 E 7.800 S 0.0	Final 10.200 D 1.2 P 0.0 E 8.900 S 0.1	Final 7.150 D 1.0 P 2.0 E 8.150 S 0.0	Final 8.700 D 0.9 P 0.0 E 7.800 S 0.0	<b>53.100</b>
31	<b>Adam Barulek</b>	Gimnastički klub Vindija Varaždin	 CRO	Final 10.600 D 2.2 P 0.3 E 8.700 S 0.0	Final 9.950 D 1.9 P 0.0 E 8.050					<b>20.550</b>
32	<b>Petar Viljevac</b>	Gimnastički klub Vindija Varaždin	 CRO		Final 8.900 D 1.3 P 0.0 E 7.600					<b>8.900</b>
	<b>Alberto Bargagna</b>	Tirol-Jöö's	 AUT	Final DNS	Final 9.000 D 0.2 P 0.0 E 8.800	Final 10.050 D 1.7 P 0.3 E 8.650 S 0.0	Final DNS	Final 10.050 D 2.2 P 0.0 E 7.850 S 0.0	Final 9.650 D 1.7 P 0.0 E 7.950 S 0.0	<b>38.750</b>

# Team Results 3 + 2

Rank	Name	Total
1	Croatian Gymnastics Federation	200.800
2	Tirol-Jöö's	184.700
3	Nyskie Towarzystwo Gimnastyczne	180.500
4	Zagrebački gimnastički savez	180.450
5	Gimnastična zveza Slovenije	172.750